

In the winter Takino is a paradise where you can play with snow to your heart's content. Let's enjoy sledding, skiing and snowshoeing a lot!



When you feel like skiing



When you feel like sledding



#### Family slope

This gentle slope averaging 7 degrees and length of 250 m is perfect for first time skiers and for children. Along with practicing how to slide and stop, fun in skiing can be experienced with ease.  
●Hours of lift operation: 9:15 – 15:45



#### Cross-country ski courses

Six courses are provided so that beginners to advanced skiers can select the course according to his/her level of skiing and how he/she feels that day. These are cross-country ski courses for diverse enjoyments from leisurely viewing winter scenery to getting a good work out.



#### Ski rental fees

\* Children refer to junior high school students or younger children.

	Alpine skis per day	Cross-country skis per day
Fee		
Adults	2,500 yen	520 yen
Children	1,500 yen	310 yen
Size		
Skis	90–178 cm	130–200 cm
Poles	65–135 cm	90–150 cm
Boots	16.5–32.0 cm	17.0–31.0 cm
Where to rent	Country House / Lodge Yukizasa / Country House	

\* Inquiries about ski rentals: Country House: Tel. 011-594-2444; Lodge Yukizasa: Tel. 011-591-4433


#### Family slope lift ticket prices

\* Children refer to junior high school students or younger children.

	General	Groups (20 people or more)
Adults		
Children		
One time ticket	150 yen / 100 yen	
Coupon (11 tickets)	1,500 yen / 1,000 yen	
4 hour pass	1,000 yen / 600 yen	700 yen / 400 yen
One day pass	1,500 yen / 1,000 yen	1,000 yen / 700 yen
Ticket booth	Country House / Central Entrance Gate	
Hours	9:00–15:30	

#### Sled fees and available places

	Tube sleds	Plastic sleds	Rope tow
Fee	Free	Free	Free
Place	Sled slope	Kids' sled corner	Sled slope



We are the mascots of the Takino forest. Please learn our names and let's be friends.



#### When you feel like snowshoeing

\* Please enjoy snowshoeing only in the designated areas and courses.



#### Snowshoes and binocular rental fees

	Snowshoes	Binoculars
Country House	20	10
Takino Park Visitor Information Center	10	5
Rental fee	Free	Free
Size	Sizes for adults and children are available	

#### Snowshoe Area

In this snowshoe area, you see spectacular views of the winter scenery of Takino. The Akagera Course bound for the Suzuran Hill Observatory is recommended.

#### Snowshoe course: Akagera course

Start from the Country House and ski toward the Suzuran Hill Observatory, where you make a U-turn and return with the campground on your right side. This is a two-kilometer-long course where you can enjoy moderate ups and downs and the landscape unique to a hill.

#### Snowshoe course: Kawagarasu course (Keiryu Zone)

In midwinter, you can see the icy "Ashiribetsu Falls," i.e. frozen waterfalls.



#### Explanatory notes

- Cross-country skiing Start/stop
- Cross-country skiing Wax room
- Parking lot
- Parking space for the physically challenged
- Bus stop
- Restaurant
- Snack corner
- Store
- Toilet
- Can accommodate the physically challenged
- Infant Changing Table
- Infant Toilet Safety Seat
- Information
- Rest facility
- Public telephone
- Coin locker
- Vending machine

Various facilities are provided for enjoyable experience playing in the snow!  
<Major facilities, rest houses, information and restaurants>

#### 1 Mountain Youth Lodge

A for-fee lodging and training facility for youth. Enter from the Shimizusawa Entrance. Reservations required.  
TEL: 011-591-0303

#### 2 Suzuran Hill Observatory

It is perfect for taking a rest during a cross-country skiing. A snow-covered landscape can be enjoyed in a 360° panoramic view and on a fine day, one can even see Mt. Shokanbetsu.

#### 3 Nijinosu (rainbow nest) Dome・Kodomo-no-tani

(Valley for Children) rest facility  
Great for taking a rest after sledding. A baby room is available for feeding and changing infants. Children can enjoy jumping and rolling over, thus having fun, in the Nijinosu Dome.

●Nijinosu Dome available hours: 9:15 – 15:45  
Takeout food is available at the snack corner in the Kodomo-no-tani rest facility.

<Main menu items> Kinotan Box; Monotan Box; spaghetti, nuggets and more

<Main menu items> Kinotan Box; Monotan Box; spaghetti, nuggets and more

<Main menu items> Kinotan Box; Monotan Box; spaghetti, nuggets and more

<Main menu items> Kinotan Box; Monotan Box; spaghetti, nuggets and more

<Main menu items> Kinotan Box; Monotan Box; spaghetti, nuggets and more

<Main menu items> Kinotan Box; Monotan Box; spaghetti, nuggets and more

<Main menu items> Kinotan Box; Monotan Box; spaghetti, nuggets and more

<Main menu items> Kinotan Box; Monotan Box; spaghetti, nuggets and more

<Main menu items> Kinotan Box; Monotan Box; spaghetti, nuggets and more

<Main menu items> Kinotan Box; Monotan Box; spaghetti, nuggets and more

<Main menu items> Kinotan Box; Monotan Box; spaghetti, nuggets and more

<Main menu items> Kinotan Box; Monotan Box; spaghetti, nuggets and more

<Main menu items> Kinotan Box; Monotan Box; spaghetti, nuggets and more

<Main menu items> Kinotan Box; Monotan Box; spaghetti, nuggets and more

<Main menu items> Kinotan Box; Monotan Box; spaghetti, nuggets and more

<Main menu items> Kinotan Box; Monotan Box; spaghetti, nuggets and more

<Main menu items> Kinotan Box; Monotan Box; spaghetti, nuggets and more

<Main menu items> Kinotan Box; Monotan Box; spaghetti, nuggets and more

<Main menu items> Kinotan Box; Monotan Box; spaghetti, nuggets and more

<Main menu items> Kinotan Box; Monotan Box; spaghetti, nuggets and more

<Main menu items> Kinotan Box; Monotan Box; spaghetti, nuggets and more

<Main menu items> Kinotan Box; Monotan Box; spaghetti, nuggets and more

<Main menu items> Kinotan Box; Monotan Box; spaghetti, nuggets and more

<Main menu items> Kinotan Box; Monotan Box; spaghetti, nuggets and more

<Main menu items> Kinotan Box; Monotan Box; spaghetti, nuggets and more

<Main menu items> Kinotan Box; Monotan Box; spaghetti, nuggets and more

<Main menu items> Kinotan Box; Monotan Box; spaghetti, nuggets and more

<Main menu items> Kinotan Box; Monotan Box; spaghetti, nuggets and more

# TAKINO SNOW WORLD

Guide to Takino Snow World

Free admission during winter season

12.23 → 3.31 / 9:00 → 16:00  
Admission to the park is till 15:00



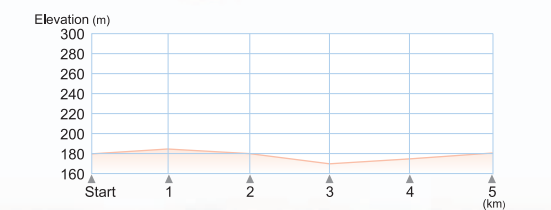
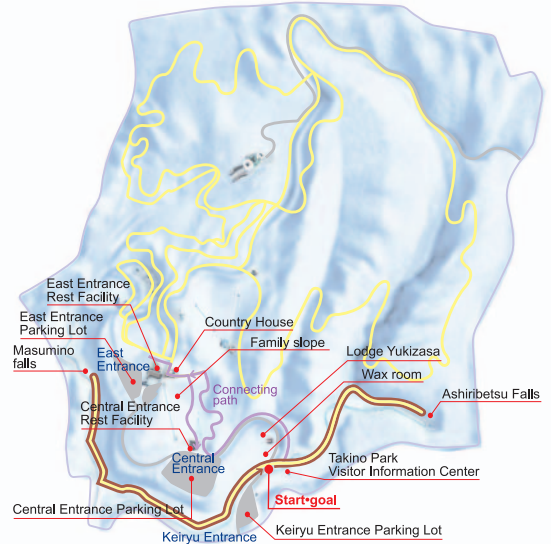


# TAKINO SNOW WORLD ARIKUKI SKI COURSE

Fully enjoy cross-country skiing at Takino! Total of six courses from easy courses for enjoying a walk in the forest to courses that run through the forest for advanced skiers.

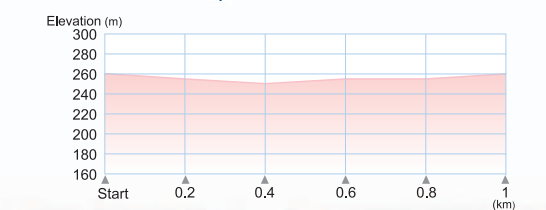
**5 km** Walk along a gently flowing river  
**Seseragi (murmuring of the river) course**  
Start-goal In front of Lodge Yukizasa (Keiryu Zone)

You can tour around the Ashiribetsu and Masumi falls hearing the murmur of the Atsubetsu river. It takes the right side path, has cutters and there are hardly any ups and downs hence it is a course that even a beginner can enjoy comfortably.



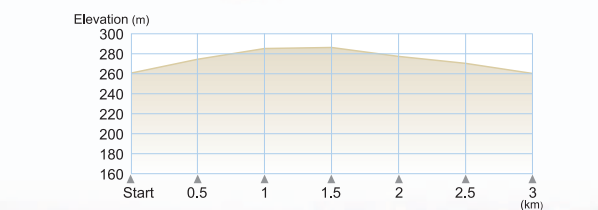
**1 km** Let's have a go at cross-country skiing!  
**Campground course**  
Start-goal Tsudoi-no-mori

Equipped with course cutters, this beginners course extends one lap from Tsudoi-no-mori to the auto campground. This short 1 km course is recommended for inexperienced cross-country skiers.



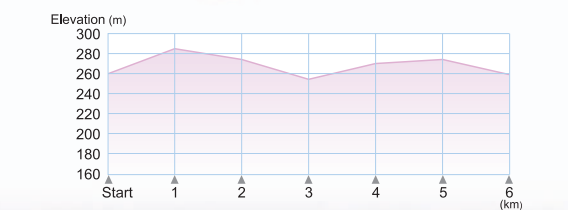
**3 km** Enjoy the peaceful pathway in the forest  
**Ezorisu (Ezo squirrel) course**  
Start-goal Tsudoi-no-mori

You will start and finish at Tsudoi-no-mori while enjoying cross-country skiing on the moderately undulated forest road. The winter scenery can be enjoyed as you pass through the peaceful forest.



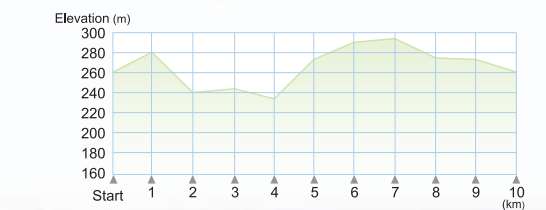
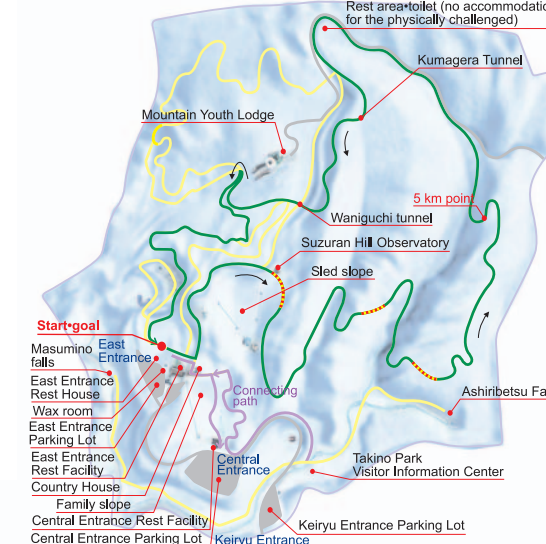
**6 km** Enjoy the view while getting a workout along the forest path  
**Nousagi (jackrabbit) course**  
Start-goal Tsudoi-no-mori

This course starts at Tsudoi-no-mori and heads toward the Mountain Youth Lodge on the moderately undulated forest road. It merges into the Ezo risu course after going through the surrounding forest courses.



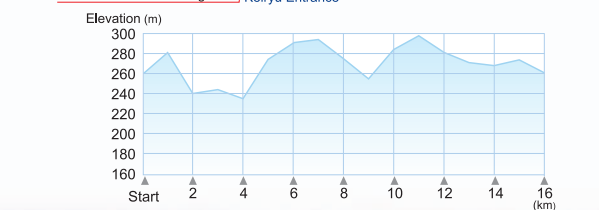
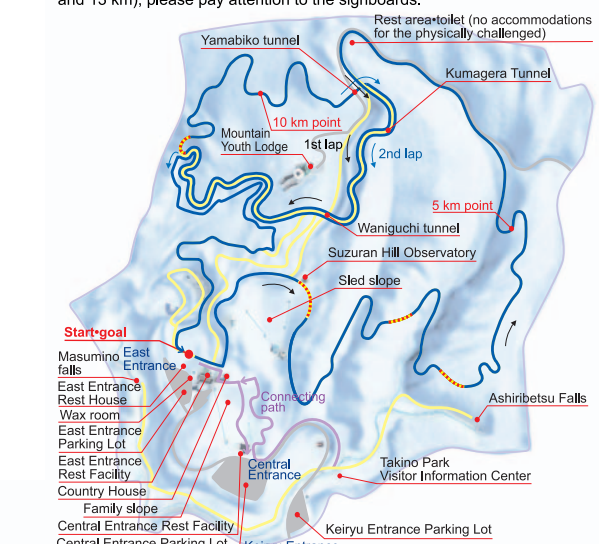
**10 km** Fully enjoy the Takino forest  
**Kitakitsune (northern fox) course**  
Start-goal Tsudoi-no-mori

From Tsudoi-no-mori, this course heads toward the observatory. You will pass the sled slope downward and enter the forest course that makes a large lap around the periphery of the park. This course features a perfect combination of distance and ups and downs.



**16 km** Experience a real taste of cross-country skiing  
**Kitsutsuki (woodpecker) course**  
Start-goal Tsudoi-no-mori

From the observatory, you will pass the sled slope, then through the forest that makes a big circle around the periphery of the park. With the longest distance and many ups and downs, this course is the most difficult. \* Since you will pass the same place twice (at 11 km and 13 km), please pay attention to the signboards.



From Tokyo (Haneda) to Sapporo (Chitose): Approx. 90 min. by air  
From New Chitose Airport to Sapporo Station: Approx. 35 min. by JR and approx. 70 min. by bus  
From Sapporo Station to Makomanai Station: Approx. 20 min. on the Subway Namboku Line  
From Makomanai Station to Takino Park: Approx. 30 min. by bus  
From Odori Park to Takino Park: Approx. 50 min. by car  
From New Chitose Airport to Takino Park: Approx. 50 min. by car

**Parking fee (Tollhouse at the Keiryu Entrance)**  
Regular vehicle = 400 yen Large vehicle (bus, etc.) = 1,220 yen

**Information on coupon tickets**  
We have discounted coupon tickets on sale with which you can use 6 times at a price equal to 5 times of use.  
The parking fee will be waived for one vehicle if identification is presented verifying that a guest or guests are physically or mentally challenged or are currently under medical care.  
There is a parking space for the physically challenged in front of the Takino Management Center.  
The main toilets in the park are provided with barrier-free restrooms.

**Information on the public transportation system during the winter season**  
Chuo Bus "To Takino Suzuran National Park" is running daily from Makomanai Subway Station (Namboku Line).  
The pre-paid "With You Card" may also be used.

**Come to Takino also in the summer when the landscape turns green!**  
"Country Garden" where seasonal flowers bloom, "Kodomo-no-dani" (Valley for Children) where children can play to heart's content, "Keiryu zone" where you can have barbecues and enjoy making a round of the falls, and "Auto Resort Takino" equipped with various facilities. Let us meet again when the snow melts.  
**Takino Suzuran Hillside National Government Park opens for the spring season on April 20!**  
Entrance fee for areas where a fee is charged. \*The fees noted below all include tax.  
Adults (15 years and older) = 400 yen  
Children (Elementary and junior high school students) = 80 yen  
Groups (20 or more persons, elementary school students and older) = Adults: 280 yen, Children: 50 yen  
\* Group reservations now being accepted at the Takino Park Visitor Information Center for visits between spring and autumn seasons (April 20 - November 10). TEL: 011-592-3333  
**Auto Resort Takino will open on April 20.**  
Reservations accepted weekdays only from March 1 through April 19 and daily from April 20. TEL: 011-594-2121  
\*Opening day may be subject to change according to weather conditions.

**Hokkaido Development Bureau**  
Parks and Recreation Foundation / Takino Management Center,  
247 Takino, Minami Ward, Sapporo 005-0862  
**For inquiries please contact**  
Takino Park Visitor Information Center  
(general information, group applications, inquiry on lost property) TEL.011-592-3333  
Takino Management Center TEL.011-594-2222

Home page address: <http://www.takinopark.com/>

\*This pamphlet was made using recycled paper and biodegradable soy-based inks. 2006/12/4,000

**Goal of 100 km. Ski at your pace!**  
**100 km cross-country ski competition**  
When to Register: Dec. 23 + Mar. 31  
How about taking a challenge on 100 km cross-country skiing while enjoying the resplendent landscape of the snow covered Takino forest. Once around the entire distance of the course can be skied at your pace without overtaking yourself. There will be a memento for those who complete the course. ●Where to apply: Takino Park Visitor Information Center and Country House

**First register** For those interested in participating in the 100 km competition, fill out the necessary items on the application form available at the "Takino Park Visitor Information Center" and "Country House" and obtain a "cross-country ski card."  
**Report after skiing** Stamp one stamp per distance of 5 km on the "cross-country ski card" at either Takino Park Visitor Information center or Country House  
\* Report on achieving the 100 km course is only once per season. A card with less than 100 km can be carried over to the following season.

The park mascots, the Russian Flying Squirrel and the Mountain Hare, along with numerous other animals can be found throughout the forests of Takino. Many wonderful encounters await you within the quiet and deep snow covered forests of Takino.

