



Guide to TAKINO SNOW WORLD



Dec. 23
Mar. 31
Free Admission
Parking fees are charged separately.



How to use the map.

- Kinotan and his friends appear on the map to help you locate areas where you can enjoy a variety of snow activities.
- You can access the park via Keiryu Guchi Entrance or Takino no Mori Guchi Entrance. Use the entrance nearest your destination.

- Walking path
- Snowshoe course
- Snowshoe area
- Cross-country ski course
- Path connecting to cross-country ski course

- Parking
- Disabled parking space
- Bus stop
- Toilets (including special needs toilets)
- Lift ticket booth
- Information
- Restaurant
- Cafeteria
- Shop
- Rest facility
- Baby care room
- Telephone
- Coin lockers
- Vending machine
- AED (automated external defibrillator)
- Free Wi-Fi
- Rope Tow
- Pair Lift

* Park facilities may be closed due to inclement weather, slope, course or other conditions.

Takino Snow World Park Map

Major facilities, rest houses, information centers and restaurants

- Takino Park Information Center**
● Temporary keeping of lost items
A general information center with a rest facility. Adjacent outdoor lavatory.
- Lodge Yukizasa**
● Rental of cross-country skis (rental fees are charged)
A rest house, where you can relax while watching the fire of a wood stove
Main menu items: Curry and rice with deep-fried pork cutlet, Soba (buckwheat noodles), Udon noodles, corn dogs and more
- Chuo Guchi Rest Facility**
● Sales of lift tickets
A rest house located close to a lift and provided with a wood stove
Main menu items: Roasted rice balls, hot dogs, Takoyaki (octopus balls), French fries and more
- Higashi Guchi Rest House**
A rest house with a kids' area
- Tsudoi no Mori**
The start and goal of a cross-country ski course
A great place to work out before hitting the cross-country trail.
- Visitor's Center**
You can see a model of the park and enjoy a view from a lookout platform.
*Access the lookout platform via the stairs.
- Higashi Guchi Rest Facility**
A rest house with a kids' area
- Higashi Guchi Rest Facility Skiers' Lounge**
- Higashi Guchi Rest Facility Cafeteria**
Main menu items: Yakisoba (fried noodles), curry and rice, Soba (buckwheat noodles), Udon noodles, corn dogs, snacks and more
- Higashi Guchi Rest Facility Cafeteria**
Main menu items: Yakisoba (fried noodles), curry and rice, Soba (buckwheat noodles), Udon noodles, corn dogs, snacks and more
- Country House**
● Rental of skies for skiing on slopes and for cross-country skiing and children's skiwear (rental shop)
● Sales of lift tickets
A general information center with a kids' room and a shop.
Main menu items: Ramen noodles, spaghetti, doria, curry and rice
- Niji no Su Dome**
Kids can have fun jumping and rolling over in this indoor facility.
(Hours: 9:15 - 15:30)
- Suzuran no Oka Tenbodai (hillside observatory)**
A perfect place to take a rest during cross-country skiing and snowshoeing. A snow-covered landscape can be enjoyed with a 360-degree panoramic view.
- Mori no Koryukan Center/ Tree House**
A general information center in Takino-no Mori Zone. A kids' room and a wooden ball pool are available.
- Mori no Johokan**
A resting area exclusively for cross-country skiers
- Seishonen Yama no Ie (Sapporo Youth Lodge)**
A training accommodation for outdoor educational activities. Reservations required (TEL.011-591-0303)

For guests with disabilities:
Disabled parking areas and special-needs toilets are available.

For guests with infants and small children:
Baby seats and baby holders are equipped in many restrooms in the park. Nursing rooms are also provided.

Dining and resting:
You can find rest areas, where you can eat your lunch you have brought with you, and vending machines at many spots in the park.
As the rest areas and restaurants are crowded especially during the winter months, please make room for other users. (Do not use your bags or other belongings to save seats.)
● Restaurant: Country House Restaurant
● Cafeteria: Lodge Yukizasa, Higashi Guchi Rest Facility Cafeteria, Chuo Guchi Rest Facility, Kodomo no Tani Rest Facility

Items that are free to borrow

* The numbers of items available for free loan are limited.
* Gloves, caps or goggles are NOT available.
Available at the shops in Country House and Kodomo no Tani Rest Facility.

	Location
Tube sled	Petite Sled Corner, Sted Slope
Plastic sled	Sled Slope (kids' sled corner)
Snowshoes	Takino Park Information Center, Country House (Information),
Binoculars	Mori no Koryukan Center
Snow play equipment	Mori no Koryukan Center

Ski rental fees

* The fees are for one day.
* Rental of individual items and a pay-by-the-hour rental system are not available.

Fee	Alpine skis per day	Cross-country skis per day	Skiwear (Children)
Adults	2,900 yen	820 yen	—
Children	1,900 yen	510 yen	1,540 yen
Size			
Skis	90 - 178 cm	130 - 200 cm	Skiwear
Poles	65 - 135 cm	90 - 150 cm	100/110/120/
Boots	16.5 - 32.0 cm	17.0 - 31.0 cm	130/140/150/160 cm
Where to rent	Country House (rental shop)	Country House (rental shop), Lodge Yukizasa	Country House (rental shop)

Inquiries about ski rentals:
*Country House Rental Shop TEL:011-594-2444
*Lodge Yukizasa TEL:011-591-4433

Lift ticket prices

Lift ticket booths: Country House (Information), Chuo Guchi Rest Facility
Hours: 9:00 - 15:30
*Junior high school students or younger children

Period	Ticket type	Classification	
		Adults	Children*
①②	One time ticket	150 yen	100 yen
	Coupon (11 tickets)	1,540 yen	1,030 yen
①	4 hour pass	1,030 yen	620 yen
	One day pass	1,540 yen	1,030 yen
②	Weekday full-day	820 yen	510 yen

Period: ① Saturdays, Sundays, holidays and a period when elementary schools in Sapporo are closed for winter break
② Weekdays (except when elementary schools in Sapporo are closed for winter break)
* Special rates are available for groups. Please contact in advance the Takino Park Information Center (011-592-3333) for details.
● We offer a discount tourist package that includes a one-day lift ticket and ski rental for those visiting from outside Hokkaido. (Adults: ¥3,620; Junior high school students and younger: ¥2,420)
For purchasing this type of package, customers are required to present their IDs that show their place of residence (driver license, etc.).

A special offer only for tourists from outside Hokkaido

New! Special Combination Ticket for Tourists

One-day lift pass + Ski rental package

Fees
Adults: 3,620 yen
Junior high school students and younger children: 2,420 yen
Available at Country House (Information) and Chuo Guchi Rest Facility

*Holders of special combination passes exclusive to non-Hokkaido residents may be asked to show ID.
*Valid for one day
*Alpine or cross-country ski equipment may be rented, and they can be exchanged only once with no additional fees.
*Images are for illustrative purpose only.

Season and hours

Open during the year-end and New Year holidays as well

White Season	Dec. 23 - Mar. 31	9:00 - 16:00
Closed	Apr. 1 - Apr. 19	—
Green Season	Apr. 20 - Nov. 10	9:00 - 17:00 (may vary seasonally)
Closed	Nov. 11 - Dec. 22	—

*Should Apr. 19 and Dec. 22 fall on Sunday, the park will open.

Admission and parking fees

Free admission during the White Season!

	Regular vehicle	Large vehicle (bus, etc.)
One day	410 yen	1,230 yen
Coupon (3 times of use)	1,030 yen	3,130 yen
Annual parking pass (valid for one year from the day of purchase)	2,060 yen	—

For those who use the parking at least six times during the season, purchase an annual parking pass to save money.

Access to the park



Takino Suzuran Hillside Park

Bus information
Ask directly at the bus office for the schedule and days of operation.
[Chuo Bus Takino Line (Makomanai 106)]
Approx. 30 min. from Subway Nanboku Line Makomanai Station Bus Stop #2 (Nishioka Office: TEL. 011-594-3105)
There are three bus stops in the park: Suzuran Koen Keiryu Guchi, Suzuran Koen Chuo Guchi and Suzuran Koen Higashi Guchi.

Information on park entrances and parking areas

Takino Snow World is accessible via two entrances and has four parking areas. Select the entrance and parking area nearest to your destination.

Entrance	Areas and facilities near the parking areas	Nearest bus stop
Keiryu Guchi	● Ashiribetsu Falls ● Snowshoeing Kawagarasu Course ● Cross-country (Seseragi Course) ● Takino Park Information Center ● Lodge Yukizasa	Suzuran Koen Keiryu Guchi
Chuo Guchi	● Sled Slope ● Family Slope ● Chuo Guchi Rest Facility	Suzuran Koen Chuo Guchi
Higashi Guchi	● Sled Slope ● Family Slope ● Snowshoeing Akagera Course ● Cross-country (except Seseragi Course) ● Higashi Guchi Rest Facility ● Country House	Suzuran Koen Higashi Guchi (terminal)
Takino no Mori Guchi	● Takino no Mori Zone ● Mori no Koryukan Center	Suzuran Koen Higashi Guchi (terminal) (30-min. on foot)

For information on the park

■ Takino Park Information Center (general information, group reception, lost and found) **TEL.011-592-3333** (available during operation hours)

■ Takino Administration Center (business inquiries, event reservations, etc.) **TEL.011-594-2222** (9:00 - 17:00)

http://www.takinopark.com/

Takino Park

Established by Hokkaido Regional Development Bureau
Administration entrusted to the SPAC Takino Administration Center
Management by Takino Administration Center, Parks and Recreation Foundation
Address: Takino 247, Minamiku, Sapporo 005-0982
*This leaflet was printed in Dec. 2018. Please be advised that the fees and other information contained in this leaflet may be subject to change.
*Environmentally-friendly vegetable oil ink was used for printing.

Tube Sledding



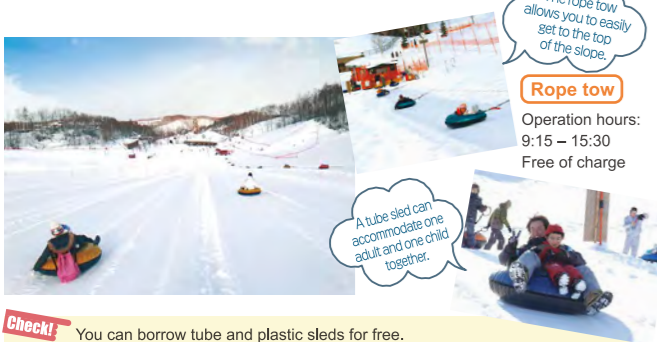
Sled Slope

200 m long course: One of the longest courses in Japan!

Kids as well as grown-ups enjoy the speed and excitement of sledding straight down this 200 m long slope.

Straight course 200 m in length

Kids' Sled Corner An area for plastic sledding



Check! You can borrow tube and plastic sleds for free.

Cautions: Single rider tubes are for 4 years old or older people ONLY. Three-year-old or younger children must ride a tube with a person 10 years of age or older. Do not ride a tube sled or use the rope tow with your ski boots/snowshoes on.



Skiing/Snowboarding



Family Slope

A **beginner-friendly** gentle slope

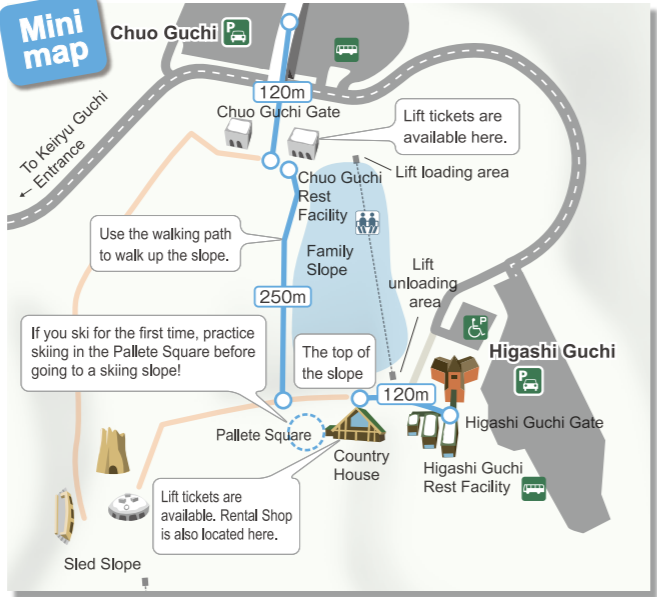
This gentle slope averaging 7 degrees and length of 250 m is perfect for first time skiers / snowboarders and for children.



Pair lifts
Operation hours: 9:15 – 15:45
Lift ticket booth: Country House (information), Chuo Guchi Rest Facility (Ticket Sales Hours: 9:00 – 15:30)

Ski rentals available
A set of skis, poles and boots at Country House (rental shop)
*For more information, see "Ski rental fees" and "Lift ticket prices" on the back.

Caution: Sledding is not allowed on Family Slope. Enjoy sledding on Kids' Sled Corner (sled slope).



Snowshoeing



Takino no Mori Zone Kawagarasu Course Akagera Course

A **perfect** activity to play with snow and enjoy spectacular views!

A curiosity about nature and a pair of snowshoes – which are the only things needed for walking on fresh snow. Just putting on snowshoes, you can comfortably walk on soft freshly-fallen snow. Snow-covered trees, tracks of small animals on snow and other winter sceneries unique to snowy regions unfold before your eyes. Enjoy the great outdoors using your whole body.



Free loan items
Snowshoes, binoculars
*You can bring your own equipment to use at the course.
Check! Snowshoes for children (16 – 23 cm) are also available.

Three courses to allow you to enjoy a variety of different sceneries

Takino no Mori Zone

Estimated time required: 30 min. – 2 hr.
Access: Takino no Mori Guchi Entrance, Minami Parking
Free loan items available at Mori no Koryukan

The zone is located in a sloping forest surrounded by quietness, where only the squeak of snowshoes on fresh snow can be heard. You can enjoy snow and nature to the fullest through body sledding, diving into fresh snow, bird-watching, and other fun activities. Guided tours are available at Takino no Mori Zone. (In Japanese only. Please contact for details)

Kawagarasu Course

Estimated time required: 1 hr. (approx. 2,000 m)
Access: Keiryu Guchi Entrance, Keiryu Guchi Parking
Free loan items available at Takino Park Information Center

A flat course leads to Ashiribetsu Fall that freezes in mid-winter, which is adjacent to cross-country ski courses and walking paths.

Akagera Course

Estimated time required: 1 hr. (approx. 1,800 m)
Access: Keiryu Guchi Entrance, Higashi Guchi Parking
Free loan items available at Country House (information)

This course consisting of moderate ups and downs leading to Suzuran no Oka Tenbodai (hillside observatory) has spectacular views from hilly areas. A vast snowfield spreads ahead of your eyes when you have passed through the woods in the course.

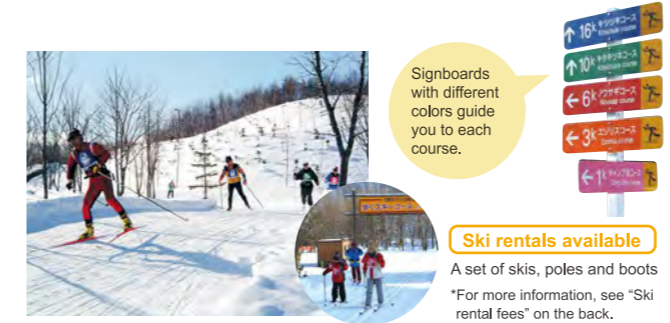
Cross-country Skiing



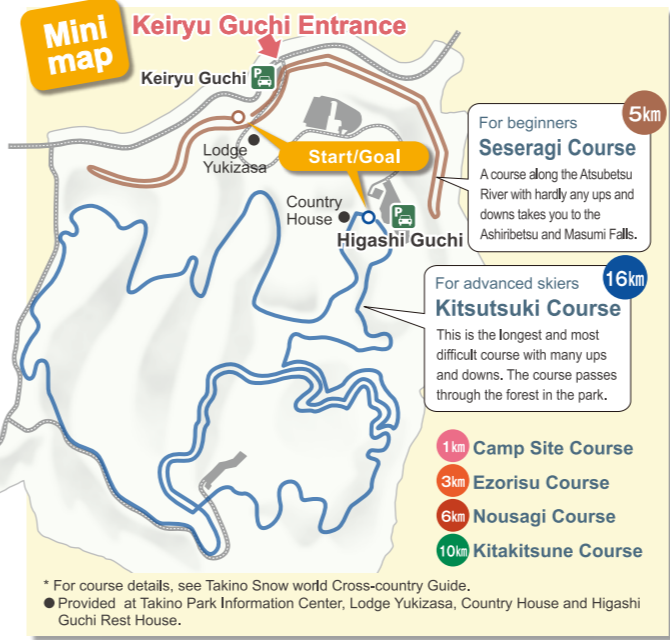
Cross-country ski courses A total of six courses

Six courses to surely **satisfy** from beginners to advanced skiers

Cross-country skiing allows you to enjoy walking and sliding down the course as if you are hiking on snow. You have opportunities to view the icy waterfalls, quiet forests and other winter sceneries. A total of six courses are offered in the park from an easy course for a comfortable walk to a rough course for advanced skiers. Why don't you try cross-country skiing with our ski rentals?



Signboards with different colors guide you to each course.
Ski rentals available
A set of skis, poles and boots
*For more information, see "Ski rental fees" on the back.



* For course details, see Takino Snow world Cross-country Guide.
● Provided at Takino Park Information Center, Lodge Yukizasa, Country House and Higashi Guchi Rest House.

Have more fun at Takino Snow World

Recommended by the staff

More fun activities at Takino Snow World

Let your children play in the snow for the first time at Takino!

Spots recommended for people with small children under approximately three years of age, who consider that their children are too young for skiing and tube sledding but want them to play with the snow.

Takino no Mori Zone

An area with fresh soft snow perfect for body sledding and other snow activities. Our staff is stationed at Mori no Koryukan Center, where baby beds and nursing rooms are available.



Let's play in the wood ball pool.

More recommended fun spots for small children!

- Kids' Sled Corner** An area for plastic sledding next to the tube sledding course.
- Petite Sled Corner** A gentle slope for snow tubing (in front of lodge yukizasa)
- Niji no Su Dome** Children are excited by the colorful playground equipment
- Kids' space** At Country House, Higashi Guchi Rest Facility and Mori no Koryukan Center


Various events are held!

There are so many events that we cannot introduce all of them here! Please check our website.



Ashiribetsu Falls freezes!

Ashiribetsu Falls with a drop of 26 meters is a scenic spot selected as one of the 100 best waterfalls in Japan. The waterfall begins to freeze from late December. This phenomenon is known as an icefall.



Check! Ashiribetsu Falls located at approximately 1.1 km from Keiryu Guchi Parking is accessible by walking, cross-country skiing or snowshoeing.
*Be careful not to step on cross-country ski tracks created by cutters.

Full of information

Check our website!

<http://www.takinopark.com/>

Takino Park Search



The icefall, ski slope/course conditions are updated every day.

